

ORDINANCE NO. 9-13-2004

An ordinance establishing a new district wide schedule of monthly user rates and charges as well as connection, interceptor, application and reinspection charges to be collected from the owners of property served by the sewage works of the District and matters connected therewith, amending in relevant part Ordinances 8-12-2002 and 11-8-99B.

WHEREAS, based upon the District's 2004 rate study, it is advisable to update the schedule of rates and charges previously established pursuant to Ordinances 8-12-2002 and 11-8-99B; and

WHEREAS, the Board of Trustees desires to reduce the schedule of monthly user charges.

BE IT ORDAINED BY THE BOARD OF TRUSTEES OF THE CLAY TOWNSHIP

REGIONAL WASTE DISTRICT:

Section 1. The schedule of monthly user charges set forth on Exhibit A-1 attached hereto and incorporated herein shall supersede and replace only the charges set forth on Exhibit A-1 of Ordinance 8-12-2002.

Section 2. The Connection, Interceptor, Inspection, Application and Reinspection and related fees and charges established under 11-8-99B and all prior ordinances are hereby amended and set forth as follows:

A. **District Wide Connection Charge.** Prior to receiving a permit to connect to the sewer works of the District, the owner, lessee or developer of any real estate within the District shall pay to the District a connection fee of One Thousand Six Hundred Fifty Dollars (\$1,650.00) per EDU (based upon 310 GPD). The estimated average daily flow in thousands of gallons per day for the real estate to be

served by the District shall be determined based upon the proposed use of the real estate to be served, and shall then be calculated using the number and type of units or premises to be located on the real estate and the applicable equivalent user contribution multiplies as set forth in Exhibit "A" unless the data submitted to the District by the owner, lessee, or developer of the real estate provides a more accurate estimation of the average daily flow. Where the average daily flow is to be negotiated between the District and the owner, lessee or developer of the real estate, said negotiated amount shall be based upon data submitted concerning actual sewage flow for similar premises. However, residential lots previously containing a dwelling that was connected to the District's sanitary sewers and having paid a monthly sewer service billing are exempt from the connection charge in the event the dwelling is demolished and a new dwelling built in the same real estate.

B. District Wide Interceptor Fee. In addition to the connection charge set forth above based upon EDU's, there is hereby established an interceptor charge of Three Thousand Seven Hundred Dollars (\$3,700.00) per acre, provided, however, that the following are exempt from this interceptor fee:

1. existing homes served by private on-site sewage (septic) systems as of the date of the adoption of this Ordinance;
2. vacant lots in platted unsewered subdivisions where the plat was duly recorded prior to the date of this Ordinance adoption;

3. vacant lots in platted subdivisions already served by the District's sewers where the plat was duly recorded prior to the date of this Ordinance and where connection and interceptor and/or availability charges have previously been invoiced to and paid by the developer; and

4. residential lots previously containing a dwelling that was connected to the District's sanitary sewers and having paid a monthly sewer service billing in the event the dwelling is demolished and a new dwelling built on the real estate.

Interceptor Fees are due and payable prior to construction of on-site sewers.

- C. Application Fee. A One Hundred Dollar (\$100.00) per EDU (up to a maximum of Three Thousand Dollars (\$3,000.00) per permit) application fee is due and payable at the time of issuance of the connection permit.
- D. Reinspection Fee. In the event any real estate to be connected to the District's system has failed an inspection, or in the event the real estate requires more than two (2) inspections, the owner shall pay One Hundred Dollars (\$100.00) for each reinspection or additional inspection.
- E. Prior Connection, Interceptor, and Application Fees. The connection, interceptor and application fees established under this Ordinance shall pre-empt and supercede the connection, interceptor, and application fees previously established under Ordinance No. 11-8-99B, and any other prior Ordinances of the District as the same may be amended

from time to time by the District. Nothing in this Ordinance shall be construed as limiting the applicability of the District's various use ordinances or other definitions or terms contained in other Ordinances, excepting only the specific dollar availability, supplemental availability, connection, connection surcharge and interceptor fees set forth therein.

All other provisions of Ordinance No. 11-8-99B not affected by the above amendments shall remain in full force and effect.

Section 3. The invalidity of any section, clause, sentence, or provision of this Ordinance shall not affect the validity of any part of this Ordinance which can be given effect without such invalid part or parts.

Section 4. The rates and charges herein set forth shall become effective on January 1, 2005.

PASSED AND ADOPTED by the Board of Trustees of the Clay Township Regional Waste


District on this 13 day of September, 2004.



Henry Blackwell



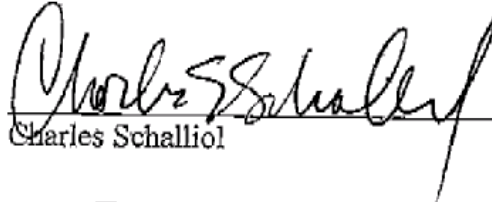
Carol Hartman




John Schneider

William Karns


Michael Claytor




Charles Schalliol



Diana Cremeans



Eric Hand



Dave DeVilbiss

EXHIBIT "A"

Equivalent User Contribution Multipliers

The estimate of the average daily sewage flow for a single family residence is 310 gallons. In order to determine the estimated average flow in gallons per day for other users, the average flow in gallons per day for a single family residence shall be multiplied by the appropriate multiplier listed below:

	<u>User Type</u>	<u>Multiplier</u>
Residential:	Single Family residence/unit	1.00
	Apartment or trailer court/unit	.75
Commercial:	Retail Establishment:	
	First 3 employees	1.00
	Each additional employee	.25
	Gasoline Service Station:	
	With car wash facilities	2.50
	Without car wash facilities	2.00
	Restaurants, Drive-ins and Taverns With Eating and/or Drinking Facilities:	
	First 2 employees	1.00
	Each additional employee	.33
	Laundromats - per washer:	.75
	Car Wash, Manual - per bay:	2.50
	Shop or Office in Home:	2.00
	Professional Office:	
First 2 employees	1.00	
Each additional employee	.33	
Governmental/Institutional:	School/Student:	.04
	Churches, Lodges and Veterans Organizations Without Eating and/or Drinking Facilities:	
	For each 200 members or fraction thereof	1.00

Exhibit "A" Continued:

	Government Offices:	
	First 3 employees	1.00
	Each additional employee	.25
Industrial (sanitary flow only):	First 3 employees	1.00
	Each additional employee	.25
User Types Not Listed:	Negotiated	

T:\City Treasury\Regional Waste District\Ordinance\Ordinance 11899.xlsx

EXHIBIT A-1

**CLAY TOWNSHIP REGIONAL WASTE DISTRICT
SCHEDULE OF PROPOSED MONTHLY USER CHARGES**

(a) Metered Users:

1) Treatment Rate:

	<u>User Charge</u>	<u>Capital Costs</u>	<u>Total</u>
Per 1,000 gallons of sewage flow, if measured, or per 1,000 gallons of water usage if sewage flow is not measured	51.57	\$0.00	\$1.57

2) Base Rate - per month, as follows:

<u>Base Rate</u>	<u>User Charge</u>	<u>Capital Costs</u>	<u>Total</u>
5/8 inch water meter	\$8.79	\$4.16	\$12.95
3/4 inch water meter*	8.79	4.16	12.95
3/4 inch water meter	11.17	5.83	17.00
1 inch water meter*	8.79	4.16	12.95
1 inch water meter	17.75	10.40	28.15
1 1/4 inch water meter	26.06	16.64	43.30
1 1/2 inch water meter	37.42	24.13	61.55
2 inch water meter	62.40	41.60	104.00
3 inch water meter	139.92	95.68	235.60
4 inch water meter	241.20	166.40	407.60
6 inch water meter	555.29	378.56	933.85
8 inch water meter	967.91	674.34	1,642.25

* Residential customers with a 3/4 inch meter or 1 inch meter shall be charged a base charge for a 5/8 inch meter.

(b) Unmetered Users:

<u>User</u>	<u>Monthly Rate</u>		
	<u>User Charge</u>	<u>Capital Costs</u>	<u>Total</u>
Residential:			
Single family residence/unit	\$19.78	\$4.16	\$23.94
Apartment or trailer court/unit	14.84	3.13	17.96
Duplexes	39.56	8.32	47.88
Triplexes	59.34	12.48	71.82
Commercial:			
Retail establishment:			
First 3 employees	19.78	4.16	23.94
Each additional employee	4.85	1.04	5.99
Gasline service station:			
With car wash facilities	49.45	10.40	59.85
W/O car wash facilities	29.67	6.24	35.91

(Continued on next page)

CLAY TOWNSHIP REGIONAL WASTE DISTRICT
 SCHEDULE OF PROPOSED MONTHLY USER CHARGES

(Cont'd)

	Monthly Rate		
	User Charge	Debt Service	Total
Restaurants, drive-ins and taverns with eating and/or drinking facilities:			
First 2 employees	\$19.78	\$4.16	\$23.94
Each additional employee	6.53	1.37	7.90
Laundromats - per washer	14.84	3.13	17.96
Car wash, manual - per bay	49.45	10.40	59.85
Shop or office in home	39.56	8.32	47.88
Professional office:			
First 2 employees	19.78	4.16	23.94
Each additional employee	6.53	1.37	7.90
<u>Governmental/Institutional:</u>			
School/student:			
First 25 students	19.78	4.16	23.94
Each additional student	0.79	0.17	0.96
Churches, lodges and veterans organizations w/o eating and/or drinking facilities:			
For each 200 members of fraction thereof	19.78	4.16	23.94
Government offices:			
First 3 employees	19.78	4.16	23.94
Each additional employee	4.95	1.04	5.99
<u>Industrial (sanitary flow only):</u>			
First 3 employees	19.78	4.16	23.94
Each additional employee	4.95	1.04	5.99

- (c) For the service rendered to the Clay Township Regional Waste District, said District shall be subject to the same rates and charges herein above provided, or to rates and charges established in harmony therewith.
- (d) In order to recover the cost of monitoring industrial wastes the District shall charge the user the actual cost of monitoring. This charge will be reviewed and revised on the same basis as all other rates and charges in the ordinance.